

November 9, 2017

Middlebury Academy
88 Kent St
Akron, OH 44305

RE: Financial Report as of 10/31/17


Dear Board Members:

Attached are the reconciliations and financial statements for October 2017. During the preparation of the reconciliations neither my assistant nor I found any items that were out of compliance and all checks have been accounted for through 10/31/17.

The school has negative net income, negative working capital position, and positive cash position. Additional information on the schools finances is contained in the financial summary and financial statements.

Any questions, clarification, or other correspondence can be directed to me at (614) 766-7009 (phone), (614) 766-7099 (fax), or by email at badams@ocscltd.com.

Best Regards,



Brian G. Adams MBA, CMA, CFM, CrFA
President and CEO

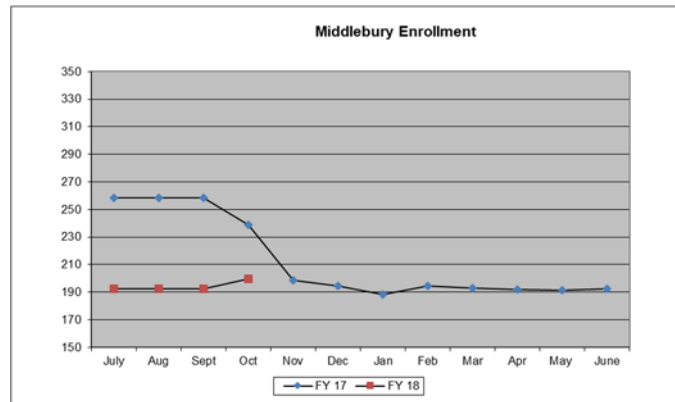
Middlebury Academy Financial Summary October 2017

Key Financials (as of 10/31/17):

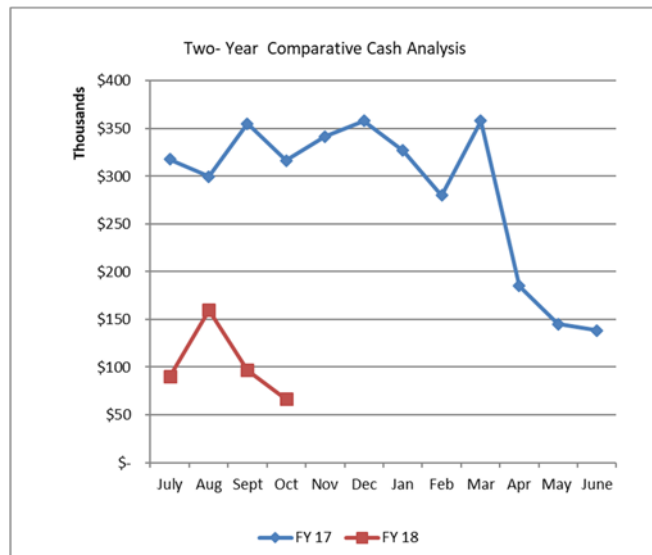
- Total Cash Balance = \$66,543.80
- Net Revenue/(Loss) = \$(186,253.48)
- FYTD Revenue = \$530,636.51
- FYTD Expenditures = \$716,889.99
- Unencumbered Cash = \$(264,462.85)ⁱ
- Working Capital = \$(106,846.92)ⁱⁱ
- Debt/Equity = N/A (<1 is good)
- Return on Equity = N/A %

Other Financial Issues:

- **FY18 Student Enrollment** – The October state funding for Middlebury was based on enrollment entered in the system as of the 15th the prior month. As such, the October payment is based on actual student enrollment entered in the School Options Enrollment System (SOES) formerly known as CSADM. In October, Middlebury was paid on a student FTE of 199.72. This is 39.16 less student FTE's than at this time last year.



- **CCIP Allocations FY 2017 and 2018-** The school has been awarded its federal dollars at this time. Details of the allocations are on the next page.
- **Cash Balance Analysis** – As part of the required reports to the sponsor and the Auditor of State, we will now provide the cash balances by month for your review. The School's cash balances were \$250,108.93 less than last year at this same time. This is due decreased enrollment and the net loss from FY 17.
- **FY 17 Close Out** – At this time, the annual audit is underway. We have closed the books and sent in the financial statements to the Auditors.



**Middlebury Academy
Financial Summary
October 2017
(continued)**

Most of the restricted fund receipts and disbursements for Middlebury are Federal Education Programs operated through the Consolidated Continuous Improvement Planning (CCIP) process at ODE. The charts below provides a summary of these funds for FY 18.

FY18 – CCIP Federal Education Programs				
Federal Programs Summary	FY 18 Allocations	Expenditures as of 10/31/17	Net Available Amount	% Remaining
Title I - Targeted Assistance	\$ 228,380.42	\$ 5,453.00	\$ 222,927.42	98%
Title II-A - Prof Dev	\$ 22,629.09	\$ -	\$ 22,629.09	100%
Title VI - IDEA-B	\$ 43,655.49	\$ 15.00	\$ 43,640.49	100%
Totals	\$ 294,665.00	\$ 5,468.00	\$ 289,197.00	98%

Financial Tasks: *Current tasks and timelines for projects*

Task	Status
1. Fiscal Year 17 Close out	1. Completed
2. 5-Year Forecast	2. Completed
3. Updated FY 18 Budget	3. Completed
4. 990 Due 11/15/17	4. Extension Filed

ⁱ Unencumbered Cash equals Total Cash less Total Current Liabilities. This represents Total Cash that the Board has at its discretion to use.

ⁱⁱ Working Capital equals Total Current Assets less Total Current Liabilities. This represents Total liquid assets that the Board has at its discretion.

Middlebury Academy
Balance Sheet
As of October 31, 2017

	<u>Jul 31, 17</u>	<u>Aug 31, 17</u>	<u>Sep 30, 17</u>	<u>Oct 31, 17</u>
ASSETS				
Current Assets				
Checking/Savings				
Star Ohio	4,315.36	4,938.13	5.00	5.01
Huntington Money Market Account	27,543.26	27,545.60	27,548.28	27,551.79
Huntington Checking Account	58,224.27	127,514.60	69,475.65	38,987.00
Total Checking/Savings	<u>90,082.89</u>	<u>159,998.33</u>	<u>97,028.93</u>	<u>66,543.80</u>
Accounts Receivable				
Grants Receivable	89,877.69	0.00	0.00	5,468.00
Receivables From Schools	141,897.93	141,897.93	141,897.93	141,897.93
Total Accounts Receivable	<u>231,775.62</u>	<u>141,897.93</u>	<u>141,897.93</u>	<u>147,365.93</u>
Other Current Assets				
Deposits	10,250.00	10,250.00	10,250.00	10,250.00
Deferred Outflows Pension	611,361.00	611,361.00	611,361.00	611,361.00
Total Other Current Assets	<u>621,611.00</u>	<u>621,611.00</u>	<u>621,611.00</u>	<u>621,611.00</u>
Total Current Assets	<u>943,469.51</u>	<u>923,507.26</u>	<u>860,537.86</u>	<u>835,520.73</u>
Fixed Assets				
Fixed Assets				
Leasehold Improvements	147,289.15	147,289.15	147,289.15	147,289.15
Furniture Fixtures and Equipment	110,968.30	110,968.30	110,968.30	110,968.30
Accumulated Depreciation	-181,224.45	-181,224.45	-181,224.45	-181,224.45
Total Fixed Assets	<u>77,033.00</u>	<u>77,033.00</u>	<u>77,033.00</u>	<u>77,033.00</u>
Total Fixed Assets	<u>77,033.00</u>	<u>77,033.00</u>	<u>77,033.00</u>	<u>77,033.00</u>
TOTAL ASSETS	<u><u>1,020,502.51</u></u>	<u><u>1,000,540.26</u></u>	<u><u>937,570.86</u></u>	<u><u>912,553.73</u></u>
LIABILITIES & EQUITY				
Liabilities				
Current Liabilities				
Accounts Payable				
Accounts Payable	23,614.55	28,502.87	52,465.71	44,052.64
Grants Funding Payable	1,000.00	1,000.00	1,000.00	1,000.00
Continuing Fees Payable	257,610.72	255,954.22	270,944.48	283,138.81
Sponsor Fees Payable	0.00	0.00	0.00	4,099.57
Total Accounts Payable	<u>282,225.27</u>	<u>285,457.09</u>	<u>324,410.19</u>	<u>332,291.02</u>
Other Current Liabilities				
Retirement System Payable	-9,208.71	-7,480.42	-3,701.58	-1,284.37
Deferred Inflows Pension	134,083.00	134,083.00	134,083.00	134,083.00
Total Other Current Liabilities	<u>124,874.29</u>	<u>126,602.58</u>	<u>130,381.42</u>	<u>132,798.63</u>
Total Current Liabilities	<u>407,099.56</u>	<u>412,059.67</u>	<u>454,791.61</u>	<u>465,089.65</u>
Long Term Liabilities				
Capital Leases Payable				
Lighting Lease Payable	2,992.71	1,459.81	-73.09	-1,605.99
Copier Lease 2	1,158.16	1,158.16	1,158.16	1,158.16
Total Capital Leases Payable	<u>4,150.87</u>	<u>2,617.97</u>	<u>1,085.07</u>	<u>-447.83</u>
Net Pension Liability	<u>2,857,153.00</u>	<u>2,857,153.00</u>	<u>2,857,153.00</u>	<u>2,857,153.00</u>
Total Long Term Liabilities	<u>2,861,303.87</u>	<u>2,859,770.97</u>	<u>2,858,238.07</u>	<u>2,856,705.17</u>
Total Liabilities	<u>3,268,403.43</u>	<u>3,271,830.64</u>	<u>3,313,029.68</u>	<u>3,321,794.82</u>
Equity				
Retained Earnings	-2,222,987.61	-2,222,987.61	-2,222,987.61	-2,222,987.61
Net Income	-24,913.31	-48,302.77	-152,471.21	-186,253.48
Total Equity	<u>-2,247,900.92</u>	<u>-2,271,290.38</u>	<u>-2,375,458.82</u>	<u>-2,409,241.09</u>
TOTAL LIABILITIES & EQUITY	<u><u>1,020,502.51</u></u>	<u><u>1,000,540.26</u></u>	<u><u>937,570.86</u></u>	<u><u>912,553.73</u></u>

Middlebury Academy

Profit & Loss Budget vs. Actual

July through October 2017

	<u>Jul - Oct 17</u>	<u>Budget</u>	<u>Remaining Budget</u>	<u>% of Budget</u>
Ordinary Income/Expense				
Income				
Misc Local Revenue	276.35	2,500.00	2,223.65	11.05%
Unrestricted State Grants	524,892.16	1,550,000.00	1,025,107.84	33.86%
Restricted Grant-In-Aid Fed	5,468.00	435,000.00	429,532.00	1.26%
Total Income	<u>530,636.51</u>	<u>1,987,500.00</u>	<u>1,456,863.49</u>	<u>26.7%</u>
Gross Profit	530,636.51	1,987,500.00	1,456,863.49	26.7%
Expense				
Salaries	271,752.41	820,000.00	548,247.59	33.14%
Benefits	72,762.53	220,000.00	147,237.47	33.07%
Purchased Services	334,383.52	960,000.00	625,616.48	34.83%
Supplies and Materials	19,532.69	60,000.00	40,467.31	32.55%
Other Objects	18,458.84	21,000.00	2,541.16	87.9%
Total Expense	<u>716,889.99</u>	<u>2,081,000.00</u>	<u>1,364,110.01</u>	<u>34.45%</u>
Net Ordinary Income	<u>-186,253.48</u>	<u>-93,500.00</u>	<u>92,753.48</u>	<u>199.2%</u>
Net Income	<u><u>-186,253.48</u></u>	<u><u>-93,500.00</u></u>	<u><u>92,753.48</u></u>	<u><u>199.2%</u></u>

Middlebury Academy
Profit & Loss
 July through October 2017

	<u>Jul 17</u>	<u>Aug 17</u>	<u>Sep 17</u>	<u>Oct 17</u>	<u>TOTAL</u>
Ordinary Income/Expense					
Income					
Investment Earnings	13.21	51.29	3.51	4.19	72.20
Unrestricted State Grants					
Foundation	122,853.52	123,226.62	122,918.39	137,813.39	506,811.92
Casino Tax	0.00	4,884.79	0.00	0.00	4,884.79
Facilities Funding	3,206.67	3,192.83	3,194.13	3,601.82	13,195.45
Total Unrestricted State Grants	<u>126,060.19</u>	<u>131,304.24</u>	<u>126,112.52</u>	<u>141,415.21</u>	<u>524,892.16</u>
Restricted Grant-In-Aid Fed					
Restricted Grant-In-Aid Fed	0.00	0.00	0.00	5,468.00	5,468.00
Total Restricted Grant-In-Aid Fed	<u>0.00</u>	<u>0.00</u>	<u>0.00</u>	<u>5,468.00</u>	<u>5,468.00</u>
Refund of Prior Year Expense	0.00	0.00	0.00	204.15	204.15
Total Income	<u>126,073.40</u>	<u>131,355.53</u>	<u>126,116.03</u>	<u>147,091.55</u>	<u>530,636.51</u>
Gross Profit	126,073.40	131,355.53	126,116.03	147,091.55	530,636.51
Expense					
Salaries					
Teaching Assignment	41,866.66	44,893.69	56,047.22	42,861.41	185,668.98
Special Education Teacher	7,941.68	6,586.68	8,561.68	7,757.52	30,847.56
Superintendent Salary	3,366.66	3,366.66	3,366.66	6,920.82	17,020.80
Classified Admin	11,632.32	7,612.32	9,130.59	6,589.84	34,965.07
Custodial Salary	0.00	0.00	0.00	3,250.00	3,250.00
Total Salaries	<u>64,807.32</u>	<u>62,459.35</u>	<u>77,106.15</u>	<u>67,379.59</u>	<u>271,752.41</u>
Benefits					
STRS Employers Match	9,073.01	8,744.29	10,794.84	9,433.21	38,045.35
Medical Benefits for Teachers	6,887.24	7,381.51	7,308.03	7,691.50	29,268.28
Medicare Match	939.72	905.69	1,118.06	977.00	3,940.47
Unemployment	147.80	379.03	583.60	398.00	1,508.43
Total Benefits	<u>17,047.77</u>	<u>17,410.52</u>	<u>19,804.53</u>	<u>18,499.71</u>	<u>72,762.53</u>
Purchased Services					
Instructional Services	2,612.50	0.00	0.00	0.00	2,612.50
Professional Development	0.00	0.00	5,328.00	125.00	5,453.00
Health Services	1,126.08	187.68	1,157.70	10,068.42	12,539.88
Management Services	19,656.56	20,404.18	34,047.37	21,864.36	95,972.47
Sponsor Fees	3,685.61	3,696.80	3,687.55	4,099.57	15,169.53
Board Stipends	1,125.00	1,250.00	1,125.00	1,250.00	4,750.00
Professional/Legal Services	0.00	8,387.51	5,621.93	2,918.62	16,928.06
Auditing & Accounting	8,731.88	4,036.82	4,752.94	5,767.00	23,288.64
Other Professional Services	5,216.63	13,949.72	8,131.71	12,197.93	39,495.99
Garbage Removal	328.75	0.00	670.75	334.65	1,334.15
Repairs	58.50	275.00	195.00	0.00	528.50
Repair&Main.-Equip&Fur	0.00	0.00	197.12	0.00	197.12
Rental Expense	10,250.00	10,250.00	13,425.00	10,250.00	44,175.00
Lease Purchase	798.62	259.18	251.28	528.47	1,837.55
Other Property Services	0.00	2,341.00	12,758.72	816.00	15,915.72
Telephone	511.13	511.34	513.47	0.00	1,535.94
Messenger Service	18.95	12.20	7.50	7.50	46.15
Adverstising	8,350.75	50.75	304.57	1,700.00	10,406.07
Electricity	1,200.54	1,209.05	1,391.16	1,045.39	4,846.14
Water and Sewage	155.03	34.53	47.92	355.86	593.34
Gas	51.57	50.54	63.61	72.26	237.98
Printing and Binding	765.37	499.01	3,289.61	0.00	4,553.99
Contracted Food Services	284.56	1,203.68	14,276.46	16,001.10	31,765.80
Pupil Transportation District	200.00	0.00	0.00	0.00	200.00
Total Purchased Services	<u>65,128.03</u>	<u>68,608.99</u>	<u>111,244.37</u>	<u>89,402.13</u>	<u>334,383.52</u>

Middlebury Academy
Profit & Loss
 July through October 2017

	<u>Jul 17</u>	<u>Aug 17</u>	<u>Sep 17</u>	<u>Oct 17</u>	<u>TOTAL</u>
Supplies and Materials					
Instruotional Supplies	0.00	99.38	858.60	1,101.60	2,059.58
Office Supplies	391.18	4,735.71	2,086.21	2,583.61	9,796.71
Software Admin	378.00	378.00	378.00	378.00	1,512.00
Other Supplies Instruction	0.00	0.00	0.00	0.00	0.00
Other Textbooks	22.75	0.00	0.00	0.00	22.75
Buildings Maintenance	1,779.01	534.35	1,388.96	0.00	3,702.32
Equipment and Furniture	582.40	0.00	0.00	1,137.57	1,719.97
Other Mater. & Suppl.	546.43	0.00	0.00	172.93	719.36
Total Supplies and Materials	<u>3,699.77</u>	<u>5,747.44</u>	<u>4,711.77</u>	<u>5,373.71</u>	<u>19,532.69</u>
Other Objects					
Memberships	0.00	0.00	160.00	0.00	160.00
Bank Charges	16.82	18.69	18.68	18.68	72.87
Other Dues and Fees	80.00	0.00	17,088.97	0.00	17,168.97
Bond Premiums	207.00	0.00	0.00	0.00	207.00
Academic Extracurricular	0.00	500.00	150.00	200.00	850.00
Total Other Objects	<u>303.82</u>	<u>518.69</u>	<u>17,417.65</u>	<u>218.68</u>	<u>18,458.84</u>
Total Expense	<u>150,986.71</u>	<u>154,744.99</u>	<u>230,284.47</u>	<u>180,873.82</u>	<u>716,889.99</u>
Net Ordinary Income	<u>-24,913.31</u>	<u>-23,389.46</u>	<u>-104,168.44</u>	<u>-33,782.27</u>	<u>-186,253.48</u>
Net Income	<u><u>-24,913.31</u></u>	<u><u>-23,389.46</u></u>	<u><u>-104,168.44</u></u>	<u><u>-33,782.27</u></u>	<u><u>-186,253.48</u></u>

Middlebury Academy
Profit & Loss by Class
 July through October 2017

	<u>001-General Fund</u>	<u>006-Food Services</u>	<u>IDEA FY18 (516 IDEA)</u>	<u>Title I 2018 (572-Title I)</u>	<u>TOTAL</u>
Ordinary Income/Expense					
Income					
Investment Earnings	72.20	0.00	0.00	0.00	72.20
Unrestricted State Grants	524,892.16	0.00	0.00	0.00	524,892.16
Restricted Grant-In-Aid Fed	0.00	0.00	15.00	5,453.00	5,468.00
Refund of Prior Year Expense	204.15	0.00	0.00	0.00	204.15
Total Income	<u>525,168.51</u>	<u>0.00</u>	<u>15.00</u>	<u>5,453.00</u>	<u>530,636.51</u>
Gross Profit	525,168.51	0.00	15.00	5,453.00	530,636.51
Expense					
Salaries	271,752.41	0.00	0.00	0.00	271,752.41
Benefits	72,762.53	0.00	0.00	0.00	72,762.53
Purchased Services	297,149.72	31,765.80	15.00	5,453.00	334,383.52
Supplies and Materials	19,532.69	0.00	0.00	0.00	19,532.69
Other Objects	18,458.84	0.00	0.00	0.00	18,458.84
Total Expense	<u>679,656.19</u>	<u>31,765.80</u>	<u>15.00</u>	<u>5,453.00</u>	<u>716,889.99</u>
Net Ordinary Income	<u>-154,487.68</u>	<u>-31,765.80</u>	<u>0.00</u>	<u>0.00</u>	<u>-186,253.48</u>
Net Income	<u><u>-154,487.68</u></u>	<u><u>-31,765.80</u></u>	<u><u>0.00</u></u>	<u><u>0.00</u></u>	<u><u>-186,253.48</u></u>

Middlebury Academy
Statement of Cash Flows
July through October 2017

	<u>Jul - Oct 17</u>
OPERATING ACTIVITIES	
Net Income	-186,253.48
Adjustments to reconcile Net Income to net cash provided by operations:	
11002 · Grants Receivable	88,709.18
11005 · Receivables From Schools	31,600.00
20000 · Accounts Payable	-33,607.07
20003 · Continuing Fees Payable	19,659.25
20004 · Sponsor Fees Payable	4,099.57
21300 · Retirement System Payable	9,981.35
Net cash provided by Operating Activities	<u>-65,811.20</u>
FINANCING ACTIVITIES	
22000 · Capital Leases Payable:22100 · Lighting Lease Payable	<u>-6,131.60</u>
Net cash provided by Financing Activities	<u>-6,131.60</u>
Net cash increase for period	-71,942.80
Cash at beginning of period	138,486.60
Cash at end of period	<u><u>66,543.80</u></u>

Middlebury Academy
A/P Aging Summary
As of October 31, 2017

	<u>Current</u>	<u>1 - 30</u>	<u>31 - 60</u>	<u>61 - 90</u>	<u>> 90</u>	<u>TOTAL</u>
Cambridge Education Group	37,197.74	62,178.40	9,130.51	0.00	12,807.74	121,314.39
City of Akron	0.00	355.86	0.00	0.00	0.00	355.86
ComDoc Leasing	277.19	0.00	0.00	0.00	0.00	277.19
Educational Reflections LLC	3,940.00	0.00	0.00	0.00	0.00	3,940.00
J Bowers Construction	0.00	9,022.19	0.00	0.00	0.00	9,022.19
Lori Josephson	125.00	0.00	0.00	0.00	0.00	125.00
Office Depot	31.19	1,027.10	0.00	0.00	0.00	1,058.29
Preferred Meals	16,001.10	0.00	0.00	0.00	0.00	16,001.10
Proforma	200.00	0.00	0.00	0.00	0.00	200.00
Rea & Associates, Inc.	1,587.00	0.00	0.00	0.00	0.00	1,587.00
School Specialty	0.00	172.93	0.00	0.00	0.00	172.93
Sean Voss	15.00	0.00	0.00	0.00	0.00	15.00
St. Aloysius Orphanage	0.00	4,099.57	0.00	0.00	0.00	4,099.57
WHLS of Ohio, LLC	0.00	0.00	0.00	0.00	173,020.90	173,020.90
Wilson Language Training Corp.	1,101.60	0.00	0.00	0.00	0.00	1,101.60
TOTAL	<u>60,475.82</u>	<u>76,856.05</u>	<u>9,130.51</u>	<u>0.00</u>	<u>185,828.64</u>	<u>332,291.02</u>

Middlebury Academy
Reconciliation Summary
Period Ending 10/31/2017

	<u>Oct 31, 17</u>
Beginning Balance	110,802.00
Cleared Transactions	
Checks and Payments - 60 items	-306,956.51
Deposits and Credits - 7 items	269,006.76
Total Cleared Transactions	<u>-37,949.75</u>
Cleared Balance	<u><u>72,852.25</u></u>
Uncleared Transactions	
Checks and Payments - 6 items	-6,308.45
Total Uncleared Transactions	<u>-6,308.45</u>
Register Balance as of 10/31/2017	<u><u>66,543.80</u></u>

Middlebury Academy
Detail Bank Reconciliations
As of October 31, 2017

Type	Date	Num	Name	Memo	Clr	Split	Debit	Credit	Balance
Star Ohio									
									5.00
Deposit	10/12/2017			Foundation	√	-SPLIT-	134,399.21		134,404.21
Transfer	10/12/2017			Funds Transfer	√	Huntington Checking Account		134,399.21	5.00
Deposit	10/31/2017			Interest	√	Investment Earnings	0.01		5.01
Total Star Ohio							134,399.22	134,399.21	5.01
Huntington Money Market Account									
27,548.28									
Deposit	10/31/2017				√	Investment Earnings	3.51		27,551.79
Total Huntington Money Market Account							3.51	0.00	27,551.79
Huntington Checking Account									
69,475.65									
Bill Pmt -Check	10/05/2017	13026	Office Depot	Office Supplies	√	Accounts Payable		177.59	69,298.06
Bill Pmt -Check	10/05/2017	13027	PSI	Inv#138012	√	Accounts Payable		1,157.70	68,140.36
Bill Pmt -Check	10/05/2017	13028	Rearden Capital	Inv#30038	√	Accounts Payable		1,532.90	66,607.46
Bill Pmt -Check	10/05/2017	13029	Simplified Facilities Group Inc	Inv#151568	√	Accounts Payable		197.12	66,410.34
Bill Pmt -Check	10/05/2017	13030	Visitation of Mary Parish	Inv#10.2.17 Oct 2017	√	Accounts Payable		10,250.00	56,160.34
Bill Pmt -Check	10/05/2017	13031	Whittguard Security Services INC	Security Services	√	Accounts Payable		2,877.55	53,282.79
Bill Pmt -Check	10/06/2017	13032	Akron Beacon Journal	AD# 0003250289	√	Accounts Payable		52.28	53,230.51
Bill Pmt -Check	10/06/2017	13033	Shumaker, Loop & Kendrick, LLP	Inv# 000652653	√	Accounts Payable		629.60	52,600.91
Bill Pmt -Check	10/06/2017	EFT	April N. Hart Co., LPA	9-17 Legal Fees	√	Accounts Payable		1,889.25	50,711.66
Bill Pmt -Check	10/10/2017	EFT	Cambridge Education Group	PR 109 0817 August Payroll	√	Continuing Fees Payable		44,711.66	6,000.00
Bill Pmt -Check	10/11/2017	EFT	Ohio Community School Consultants	Inv. 3996 10-17 Accounting/Auditing	√	Accounts Payable		2,807.50	3,192.50
Transfer	10/12/2017			Funds Transfer	√	Star Ohio	134,399.21		137,591.71
Bill Pmt -Check	10/13/2017	13034	ABC Drain and Plumbing	Inv# 24889 Plumbing	√	Accounts Payable		195.00	137,396.71
Bill Pmt -Check	10/13/2017	13035	CDW	Tech Services	√	Accounts Payable		1,137.57	136,259.14
Bill Pmt -Check	10/13/2017	13036	Cintas Corporation #316	Cleaning Supplies	√	Accounts Payable		230.51	136,028.63
Bill Pmt -Check	10/13/2017	13037	ComDoc Inc.	Inv# IN2191720 Copier Services	√	Accounts Payable		224.33	135,804.30
Bill Pmt -Check	10/13/2017	13038	ComDoc Leasing	Inv#5004271022 Xerox Copier	√	Accounts Payable		251.28	135,553.02
Bill Pmt -Check	10/13/2017	13039	Educational Reflections LLC	Substitute Teaching	√	Accounts Payable		2,280.00	133,273.02
Bill Pmt -Check	10/13/2017	13040	Epiphany Management Group	Web Maintenance	√	Accounts Payable		3,242.93	130,030.09
Bill Pmt -Check	10/13/2017	13041	Office Depot	Office Supplies	√	Accounts Payable		517.06	129,513.03
Bill Pmt -Check	10/13/2017	13042	Preferred Meals	Inv# CDIM075661 Food	√	Accounts Payable		14,276.46	115,236.57
Bill Pmt -Check	10/13/2017	13043	The O'Neill Group	Inv# 459 Accident Policy	√	Accounts Payable		816.00	114,420.57
Bill Pmt -Check	10/13/2017	13044	ValTech Communications	Inv# 10.24.17 Communications	√	Accounts Payable		513.47	113,907.10
Bill Pmt -Check	10/13/2017	13045	Visitation of Mary Parish	Inv#10.1.17 Parking lot repairs	√	Accounts Payable		3,175.00	110,732.10
Bill Pmt -Check	10/13/2017	13046	Wilson Language Training Corp.	Inv# 1692530 Training	√	Accounts Payable		858.60	109,873.50
Check	10/17/2017		QuickBooks Payroll Service	Created by Direct Deposit Service on 10/16/2017	√	-SPLIT-		5.60	109,867.90
Check	10/18/2017	EFT	Patricia Beals	Stipend 10.10.17	√	Board Stipends		125.00	109,742.90
Check	10/18/2017	EFT	Angela Robinson	Stipend 10.10.17	√	Board Stipends		125.00	109,617.90
Check	10/18/2017	EFT	Kathleen Brand	Stipend 10.10.17	√	Board Stipends		125.00	109,492.90
Bill Pmt -Check	10/20/2017	13047	Dinsmore & Shohl LLP	Inv# 3849131 Legal	√	Accounts Payable		2,289.02	107,203.88
Bill Pmt -Check	10/20/2017	13048	Dominion Energy Ohio	Acct# 3 4203 0002 7834 Inv# 10.9.17 Gas	√	Accounts Payable		72.26	107,131.62
Bill Pmt -Check	10/20/2017	13049	Government Finance Officers Association	Acct#300138050 Renewal Period 12/01/2017-11/30/2018 Inv# 300161818	√	Accounts Payable		160.00	106,971.62
Bill Pmt -Check	10/20/2017	13050	Image Media Inc.	Inv#257658 Advertising	√	Accounts Payable		1,700.00	105,271.62
Bill Pmt -Check	10/20/2017	13051	John R. Green Company	VOID: Inv#70938.00 Supplies	√	Accounts Payable	0.00		105,271.62
Bill Pmt -Check	10/20/2017	13052	Lori Josephson	Inv# 8.19.17 Words Workshop	√	Accounts Payable		1,428.00	103,843.62
Bill Pmt -Check	10/20/2017	13053	SpringboardCRM, LLC	Inv#2018-03 Enrolment App	√	Accounts Payable		378.00	103,465.62
Bill Pmt -Check	10/20/2017	EFT	Cambridge Education Group	PR 109 0917 September Payroll	√	Continuing Fees Payable		41,404.46	62,061.16
Deposit	10/24/2017			Life Touch, River Valley Paper Deposits	√	-SPLIT-	204.15		62,265.31
Bill Pmt -Check	10/26/2017	13054	ComDoc Leasing	Inv#5004304632 Xerox Copier	√	Accounts Payable		251.28	62,014.03

Middlebury Academy
Detail Bank Reconciliations
As of October 31, 2017

Type	Date	Num	Name	Memo	Clr	Split	Debit	Credit	Balance	
Bill Pmt -Check	10/26/2017	13055	Educational Reflections LLC	Inv#OH-101317MIA Substitute Teaching	√	Accounts Payable		1,570.00	60,444.03	
Bill Pmt -Check	10/26/2017	13056	Lori Josephson	Inv# 151 Words Workshop	√	Accounts Payable		3,900.00	56,544.03	
Bill Pmt -Check	10/26/2017	13057	Office Depot	Office Supplies	√	Accounts Payable		1,008.26	55,535.77	
Bill Pmt -Check	10/26/2017	13058	Ohio Edison	Inv#10.20.17 Electric	√	Accounts Payable		1,045.39	54,490.38	
Bill Pmt -Check	10/26/2017	13059	PSI	Inv#139285 Health Services	√	Accounts Payable		10,068.42	44,421.96	
Bill Pmt -Check	10/26/2017	13060	Rearden Capital	Inv#30037 Lighting		Accounts Payable		1,532.90	42,889.06	
Bill Pmt -Check	10/26/2017	13061	Republic Services #870	Inv#0870-002766008 Waste		Accounts Payable		334.65	42,554.41	
Bill Pmt -Check	10/26/2017	13062	Triple V Reporting Services	Inv#1089 Emis		Accounts Payable		1,150.00	41,404.41	
Bill Pmt -Check	10/26/2017	13063	Waymond Williamson	Inv# 4 DJ Services	√	Accounts Payable		150.00	41,254.41	
Check	10/27/2017		QuickBooks Payroll Service	Created by Direct Deposit Service on 10/26/2017	√	-SPLIT-		13.08	41,241.33	
Check	10/30/2017	EFT	Janice Baumann	Stipend 10.25.17	√	Board Stipends		125.00	41,116.33	
Check	10/30/2017	EFT	Ron McDaniel	Stipend 10.25.17	√	Board Stipends		125.00	40,991.33	
Check	10/30/2017	EFT	Angela Robinson	Stipend 10.25.17	√	Board Stipends		125.00	40,866.33	
Check	10/30/2017	EFT	Kathleen Brand	Stipend 10.25.17	√	Board Stipends		125.00	40,741.33	
Check	10/30/2017	EFT	Jessica Hricovec	Stipend 10.25.17	√	Board Stipends		125.00	40,616.33	
Check	10/30/2017	EFT	Calleiah R. Kennedy-Moss	Stipend 10.25.17	√	Board Stipends		125.00	40,491.33	
Check	10/30/2017	EFT	Patricia Beals	Stipend 10.25.17	√	Board Stipends		125.00	40,366.33	
Bill Pmt -Check	10/30/2017	13064	Rea & Associates, Inc.	Inv# 10.17.17 Auditor 9.1.17-9.26.17		Accounts Payable		1,380.00	38,986.33	
Deposit	10/31/2017				√	Investment Earnings	0.67		38,987.00	
Total Huntington Checking Account								134,604.03	165,092.68	38,987.00
TOTAL								269,006.76	299,491.89	66,543.80